



**Chambers**  
**Ireland**  
Advancing business together

Covid-19 Skills Survey

# Overview

- Conducted in June 2020
- 1021 Businesses participated in the skills questionnaire
- 867 were employers
  
- 69% of businesses which have employees conducted training over the Covid-19 lockdown period
- 52% of business operators participated in training during the Covid-19 lockdown period, including 68% of sole traders

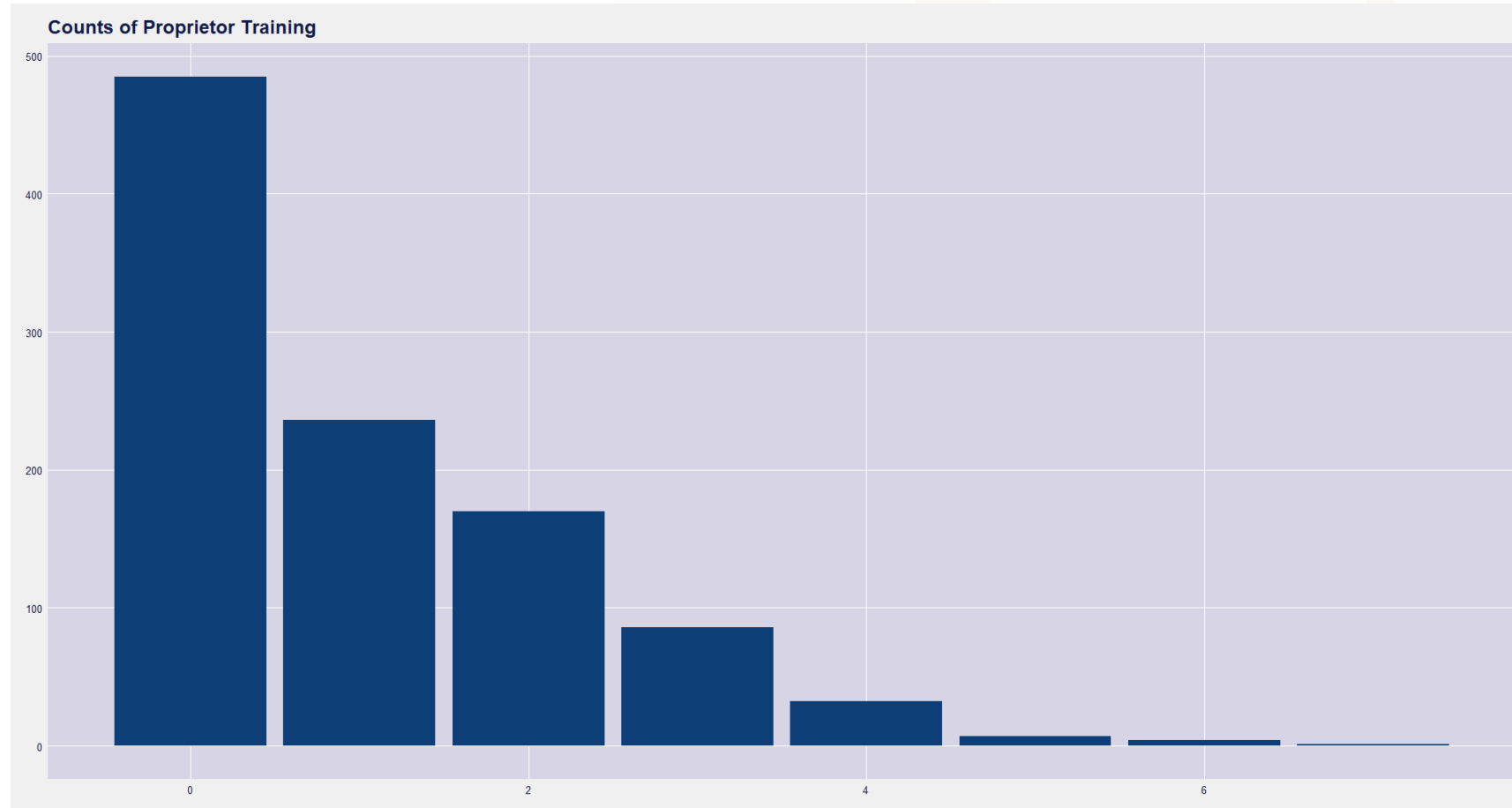
# Factors which affect training likelihood

- Revenue didn't have an effect
- Sectoral effects are strong
- Sole Traders most likely to be engaged with training
- Working from home -> Very strong increase in the likelihood of engaging in training
- Employees where the employer is training ~ 10% more likely to have training provided

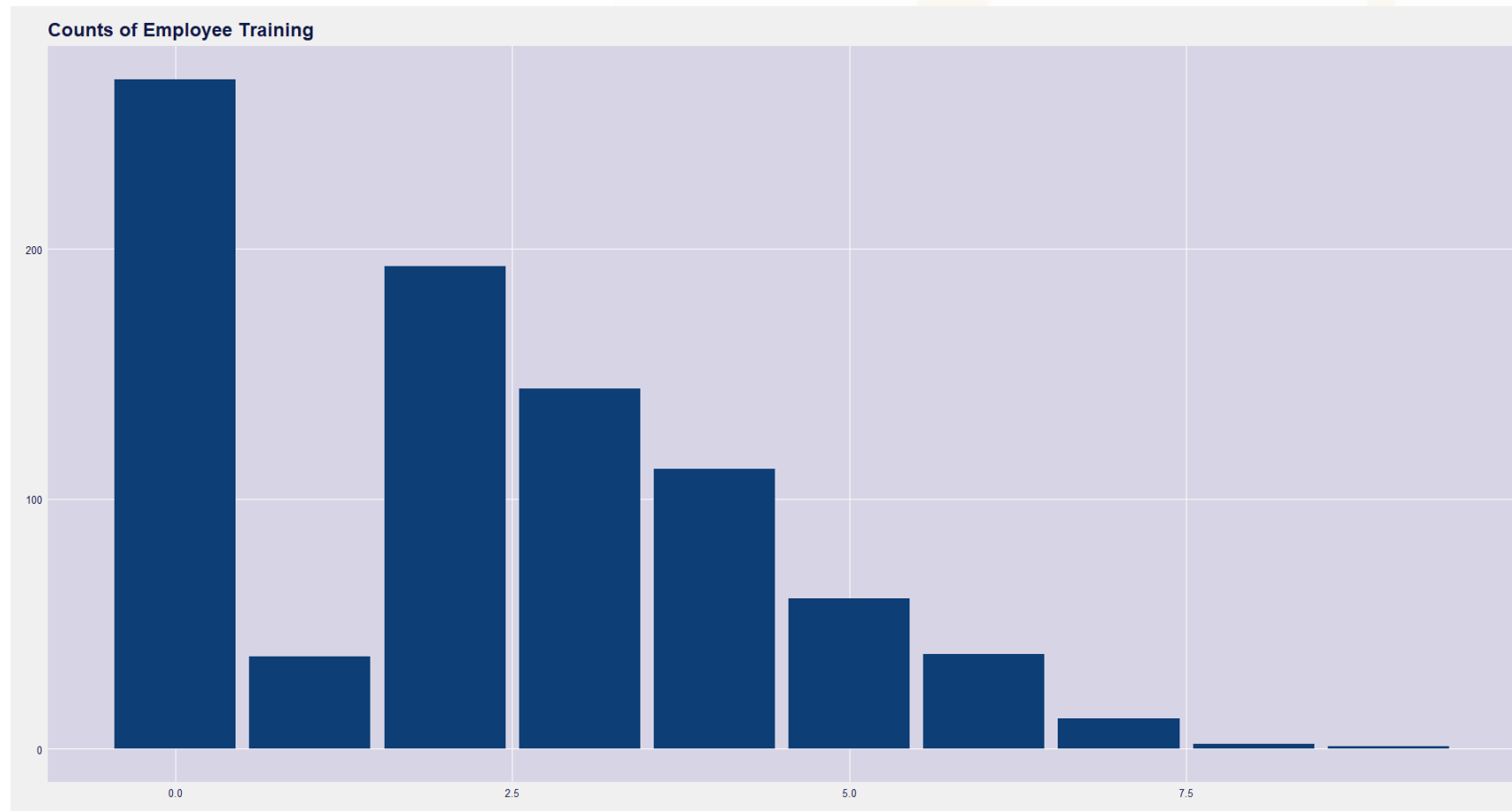
# Rate of Engagement

- Employers were least likely to engage in training vs Sole Traders and employees
- The owner/operators of Large (>250 employees) were least likely to engage in training
- Typically training only covers 1-2 areas within any of the businesses surveyed, but it usually involves three or more modes of training
- Sectoral effects dominate most other factors

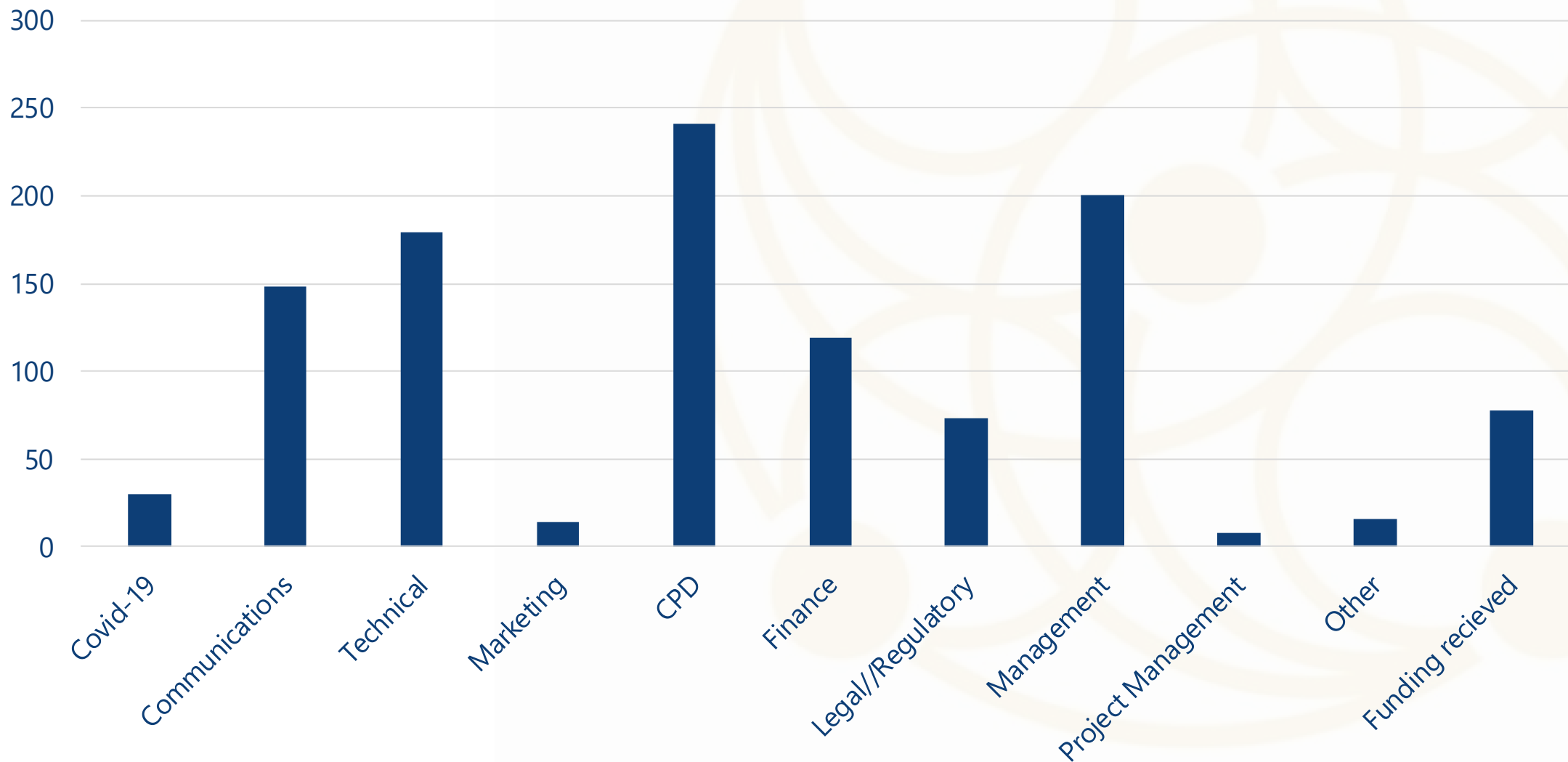
# Employer training distribution



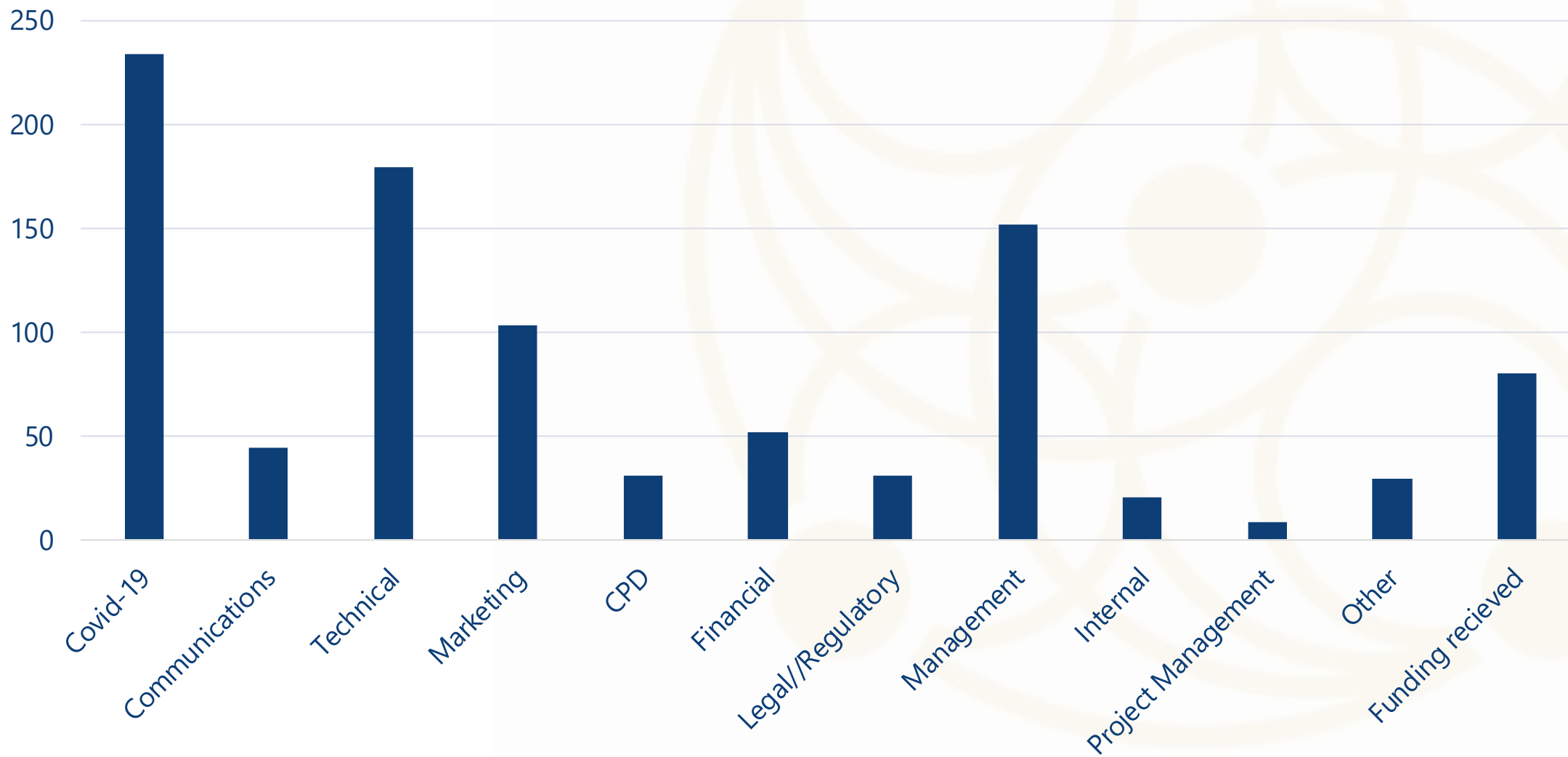
# Employee training distribution



# Employer Training Topics

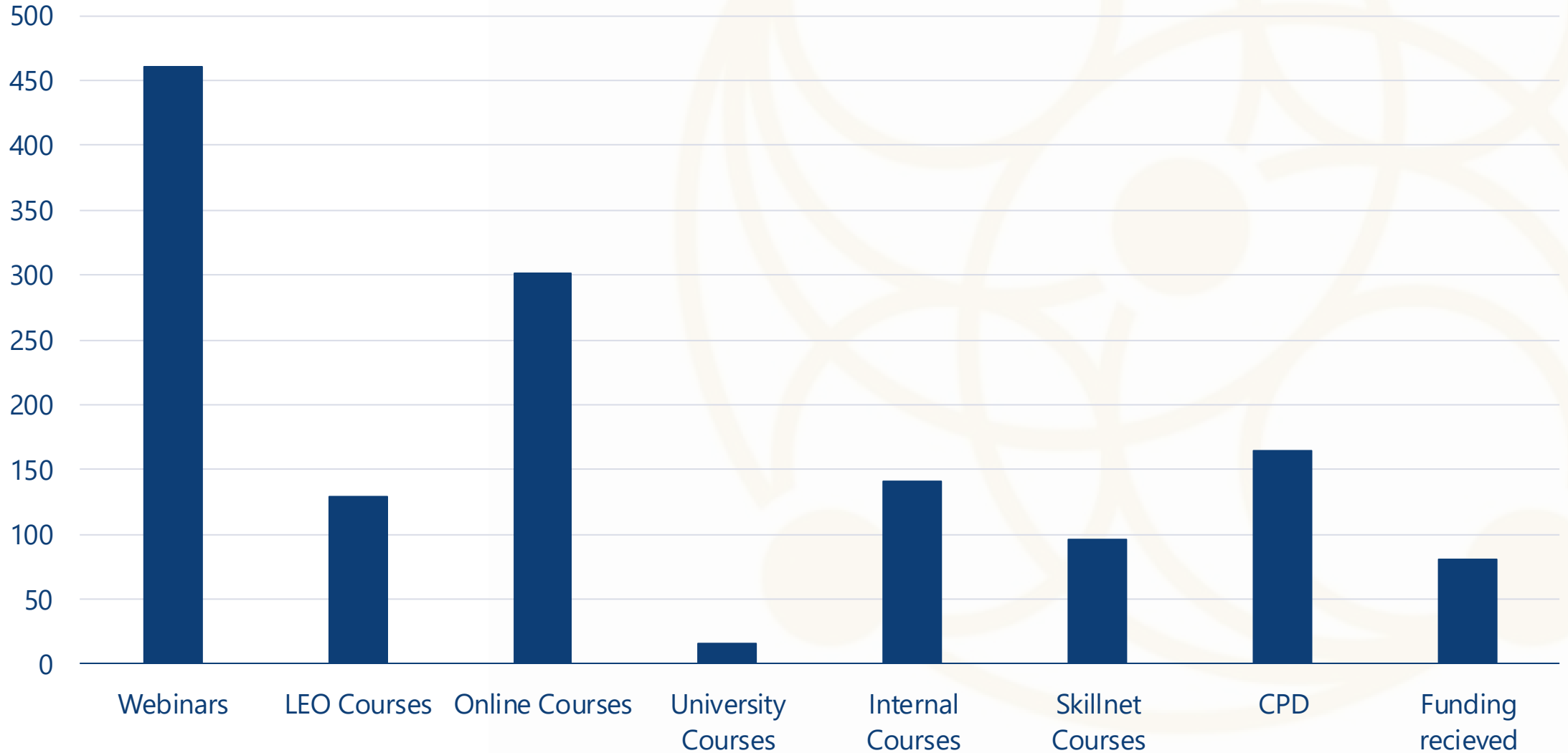


# Employee Training Topics





# Employee Training Topics



# Employer Training Topic Engagement

Size	n	Covid-19	Communications	Technical	Marketing	CPD	Finance	Legal//Regulatory	Management	Project Management	Other	Funding recieved	Hypothetical funding
	1021	30	148	179	14	241	119	73	200	8	16	78	624
Sole Trader	154	3%	21%	31%	3%	36%	9%	4%	10%	0%	3%	14%	73%
Less than 10	424	2%	15%	18%	2%	21%	12%	8%	21%	1%	2%	7%	58%
10 - 49	239	3%	14%	14%	0%	21%	13%	10%	23%	0%	1%	5%	63%
50 - 250	143	5%	9%	13%	1%	24%	14%	4%	22%	1%	1%	6%	64%
More than 250	61	2%	10%	7%	0%	25%	2%	7%	13%	2%	2%	7%	34%

Sector	n	Covid-19	Communications	Technical	Marketing	CPD	Finance	Legal//Regulatory	Management	Project Management	Other	Funding recieved	Hypothetical funding
C MANUFACTURING - FOOD	11	0%	18%	18%	0%	18%	0%	0%	0%	0%	0%	0%	36%
C MANUFACTURING - NONFOOD	15	0%	13%	7%	0%	27%	13%	7%	13%	0%	0%	0%	53%
C MANUFACTURING - NONFOOD	84	5%	11%	12%	0%	17%	5%	8%	18%	1%	0%	8%	56%
D ELECTRICITY,GAS,STEAM AND AIR CONDITIONING SUPPLY	2	0%	50%	50%	0%	0%	0%	50%	0%	0%	0%	50%	100%
E WATER SUPPLY;SEWERAGE,WASTE MANAGEMENT AND REMEDIATION ACTIVITIES	7	0%	14%	14%	0%	14%	29%	0%	14%	14%	0%	0%	43%
F CONSTRUCTION	69	0%	6%	26%	0%	30%	12%	3%	19%	1%	1%	4%	65%
G WHOLESALE AND RETAIL TRADE;REPAIR OF MOTOR VEHICLES AND MOTORCYCLES	138	2%	14%	11%	4%	7%	12%	7%	9%	1%	2%	7%	54%
H TRANSPORTATION AND STORAGE	46	0%	2%	11%	2%	11%	2%	4%	11%	0%	0%	13%	63%
I ACCOMMODATION AND FOOD SERVICE ACTIVITIES	192	3%	13%	14%	1%	16%	15%	4%	19%	1%	3%	7%	60%
J INFORMATION AND COMMUNICATION	21	0%	29%	24%	0%	19%	5%	0%	19%	0%	0%	10%	67%
K FINANCIAL AND INSURANCE ACTIVITIES	66	2%	14%	20%	0%	41%	9%	12%	18%	0%	2%	6%	58%
L REAL ESTATE ACTIVITIES	6	0%	33%	17%	0%	50%	17%	0%	50%	0%	0%	33%	50%
M PROFESSIONAL, SCIENTIFIC AND TECHNICAL ACTIVITIES	164	2%	19%	23%	1%	35%	12%	8%	26%	1%	1%	10%	65%
N ADMINISTRATIVE AND SUPPORT SERVICE ACTIVITIES	25	4%	20%	12%	4%	8%	8%	20%	32%	0%	0%	0%	52%
P EDUCATION	19	0%	11%	16%	5%	32%	0%	5%	16%	0%	0%	0%	68%
Q HUMAN HEALTH AND SOCIAL WORK ACTIVITIES	58	7%	21%	22%	3%	45%	17%	14%	26%	0%	3%	10%	72%
R ARTS, ENTERTAINMENT AND RECREATION	29	7%	10%	28%	3%	17%	14%	7%	17%	3%	0%	7%	72%
S OTHER SERVICE ACTIVITIES	69	7%	19%	22%	1%	35%	17%	7%	32%	0%	1%	7%	65%

# Employee Training Topic Engagement

Size	n	Communication			Marketing			Legal//Regulator Management			Project Management		Funding received	Hypothetical funding
		Covid-19	s	Technical	g	CPD	Finance	y	t	Internal	Management	Other		
	867	234	44	179	103	31	52	31	152	20	8	29	80	566
Less than 10	424	24%	5%	18%	13%	3%	6%	3%	13%	2%	1%	3%	8%	62%
10 - 49	239	27%	7%	22%	15%	4%	6%	5%	24%	3%	0%	3%	9%	72%
50 - 250	143	37%	3%	24%	9%	5%	7%	3%	19%	3%	1%	5%	10%	71%
More than 250	61	26%	3%	23%	2%	3%	0%	3%	21%	3%	2%	7%	11%	52%

Sector	n	Communication			Marketing			Legal//Regulator Management			Project Management		Funding received	Hypothetical funding
		Covid-19	s	Technical	g	CPD	Finance	y	t	Internal	Management	Other		
C MANUFACTURING - FOOD	11	18%	18%	27%	9%	0%	0%	9%	27%	0%	0%	0%	0%	64%
C MANUFACTURING - NONFOOD	14	29%	0%	21%	0%	0%	0%	7%	14%	7%	0%	7%	7%	57%
D ELECTRICITY, GAS, STEAM AND AIR CONDITIONING SUPPLY	79	23%	5%	24%	11%	4%	4%	1%	25%	1%	1%	6%	6%	59%
E WATER SUPPLY; SEWERAGE, WASTE MANAGEMENT AND REMEDIATION ACTIVITIES	2	0%	0%	50%	0%	0%	0%	50%	50%	0%	0%	0%	50%	100%
F CONSTRUCTION	7	43%	0%	29%	29%	0%	14%	0%	14%	0%	14%	0%	43%	57%
G WHOLESALE AND RETAIL TRADE; REPAIR OF MOTOR VEHICLES AND MOTORCYCLES	62	26%	2%	44%	10%	6%	8%	5%	16%	5%	2%	3%	5%	74%
H TRANSPORTATION AND STORAGE	121	19%	6%	8%	12%	0%	1%	2%	12%	0%	1%	1%	7%	57%
I ACCOMMODATION AND FOOD SERVICE ACTIVITIES	42	19%	2%	19%	12%	0%	5%	0%	10%	2%	0%	7%	7%	64%
J INFORMATION AND COMMUNICATION	172	37%	3%	16%	12%	1%	6%	1%	17%	2%	1%	1%	9%	67%
K FINANCIAL AND INSURANCE ACTIVITIES	16	25%	19%	31%	19%	6%	6%	0%	31%	0%	0%	0%	13%	75%
L REAL ESTATE ACTIVITIES	59	17%	2%	17%	12%	15%	22%	14%	15%	7%	0%	5%	10%	59%
M PROFESSIONAL, SCIENTIFIC AND TECHNICAL ACTIVITIES	6	33%	0%	0%	0%	0%	17%	17%	50%	0%	0%	0%	50%	50%
N ADMINISTRATIVE AND SUPPORT SERVICE ACTIVITIES	122	23%	7%	17%	16%	6%	9%	7%	20%	2%	1%	6%	14%	67%
P EDUCATION	20	30%	10%	20%	10%	5%	0%	0%	30%	5%	0%	0%	5%	50%
Q HUMAN HEALTH AND SOCIAL WORK ACTIVITIES	17	6%	6%	29%	6%	0%	0%	6%	24%	0%	0%	12%	6%	76%
R ARTS, ENTERTAINMENT AND RECREATION	45	38%	0%	27%	9%	7%	2%	2%	4%	2%	0%	4%	9%	78%
S OTHER SERVICE ACTIVITIES	21	33%	14%	24%	14%	0%	5%	5%	14%	5%	5%	0%	0%	67%
	51	41%	8%	31%	10%	2%	4%	2%	22%	4%	0%	2%	10%	73%

# Employee Training Type Engagement

Size	n	Webinars	LEO Courses	Online Courses	University Courses	Internal Courses	Skillnet Courses	CPD	Funding recieved	Hypothetical Funding
Total	867	461	129	301	16	141	96	164	80	566
Less than 10	424	48%	19%	27%	2%	11%	9%	17%	8%	62%
10 - 49	239	55%	15%	38%	2%	15%	10%	16%	9%	72%
50 - 250	143	64%	8%	47%	3%	27%	19%	24%	10%	71%
More than 250	61	54%	2%	46%	2%	30%	7%	28%	11%	52%

Sector	n	Webinars	LEO Courses	Online Courses	University Courses	Internal Courses	Skillnet Courses	CPD	Funding recieved	Hypothetical Funding
C MANUFACTURING - FOOD	11	55%	0%	36%	0%	9%	9%	18%	0%	64%
C MANUFACTURING - NONFOOD	14	50%	0%	36%	0%	14%	7%	7%	7%	57%
D ELECTRICITY,GAS,STEAM AND AIR CONDITIONING SUPPLY	79	56%	13%	37%	3%	13%	8%	16%	6%	59%
E WATER SUPPLY;SEWERAGE,WASTE MANAGEMENT AND REMEDIATION ACTIVITIES	2	100%	0%	50%	0%	0%	50%	0%	50%	100%
F CONSTRUCTION	7	57%	14%	43%	14%	14%	43%	29%	43%	57%
G WHOLESALE AND RETAIL TRADE,REPAIR OF MOTOR VEHICLES AND MOTORCYCLES	62	56%	10%	39%	2%	18%	8%	32%	5%	74%
H TRANSPORTATION AND STORAGE	121	31%	18%	18%	1%	12%	7%	3%	7%	57%
I ACCOMMODATION AND FOOD SERVICE ACTIVITIES	42	48%	14%	36%	2%	17%	14%	12%	7%	64%
J INFORMATION AND COMMUNICATION	172	47%	16%	31%	2%	17%	11%	10%	9%	67%
K FINANCIAL AND INSURANCE ACTIVITIES	16	63%	6%	50%	0%	38%	6%	19%	13%	75%
L REAL ESTATE ACTIVITIES	59	68%	12%	31%	2%	14%	8%	46%	10%	59%
M PROFESSIONAL, SCIENTIFIC AND TECHNICAL ACTIVITIES	6	67%	17%	50%	33%	33%	33%	33%	50%	50%
N ADMINISTRATIVE AND SUPPORT SERVICE ACTIVITIES	122	57%	25%	34%	2%	15%	15%	25%	14%	67%
P EDUCATION	20	50%	10%	45%	0%	25%	10%	10%	5%	50%
Q HUMAN HEALTH AND SOCIAL WORK ACTIVITIES	17	65%	6%	59%	0%	12%	6%	41%	6%	76%
R ARTS, ENTERTAINMENT AND RECREATION	45	69%	4%	49%	2%	31%	11%	31%	9%	78%
S OTHER SERVICE ACTIVITIES	21	52%	14%	38%	0%	10%	10%	14%	0%	67%
S OTHER SERVICE ACTIVITIES	51	75%	18%	49%	2%	18%	20%	24%	10%	73%

# Skills Deficits that businesses are currently experiencing

- Covid-19 related Health and Safety/Healthcare
- Marketing
- Digital
- Sales
- Manufacturing
- Project Management

